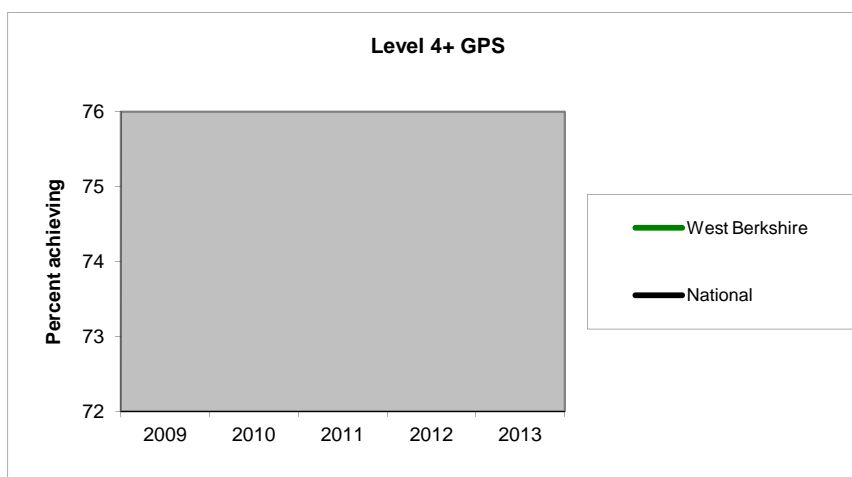
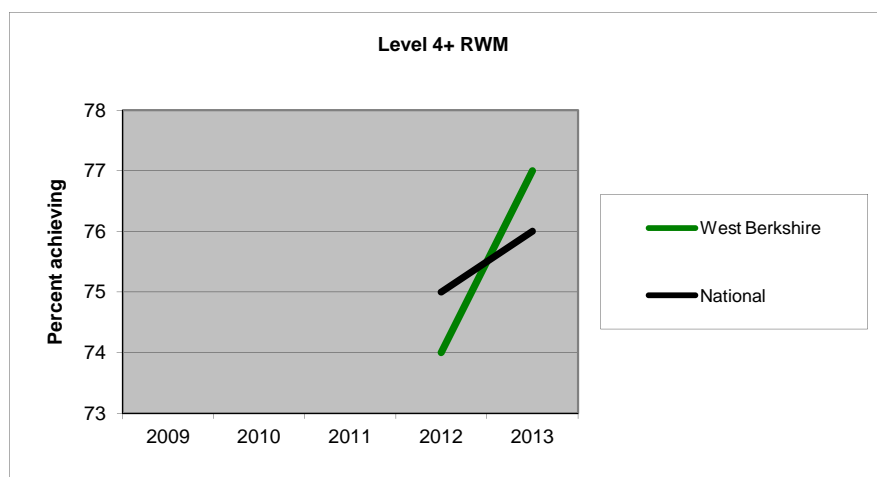
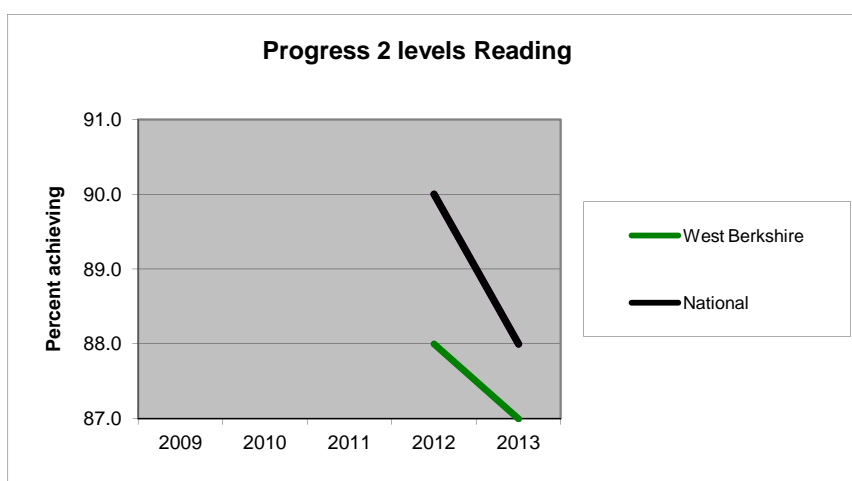
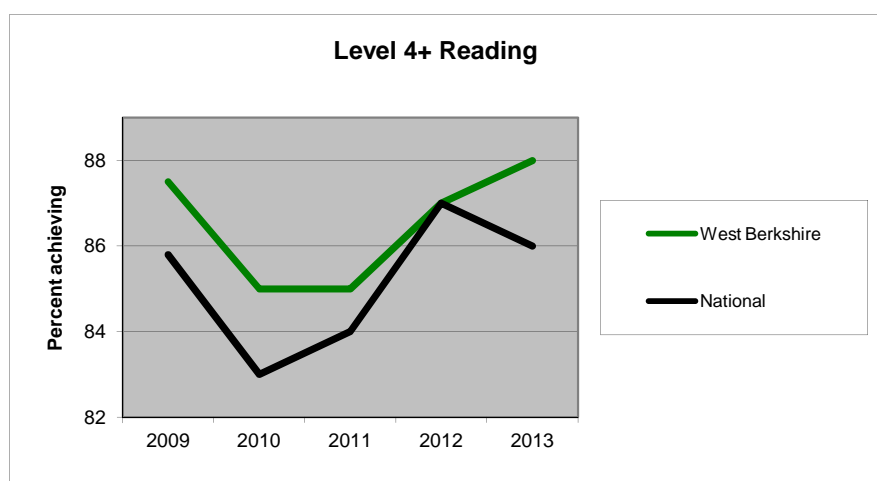


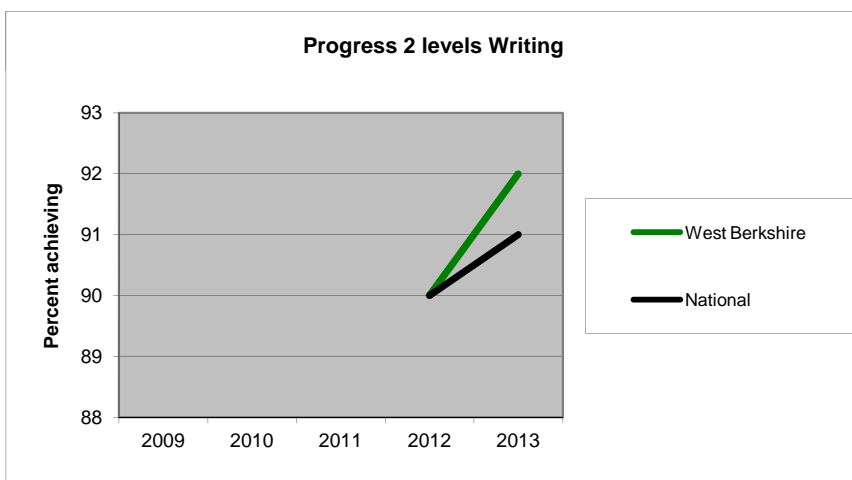
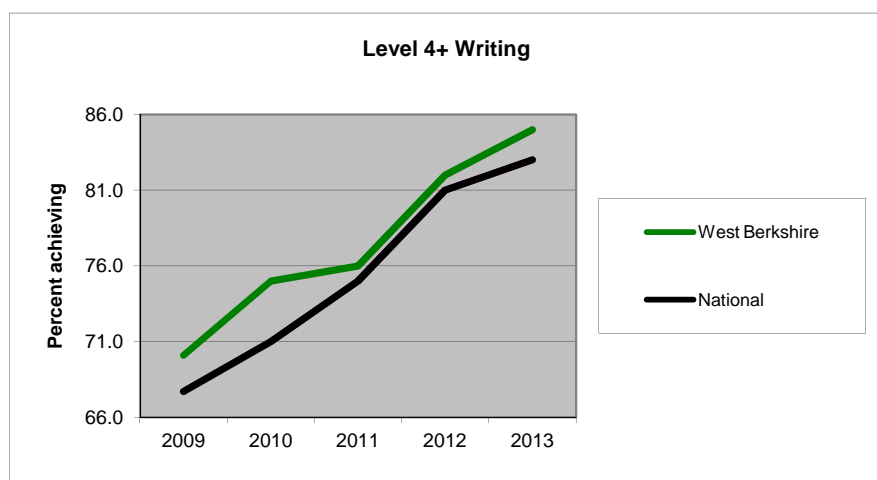
## KS2 results - % key attainment and progress measures



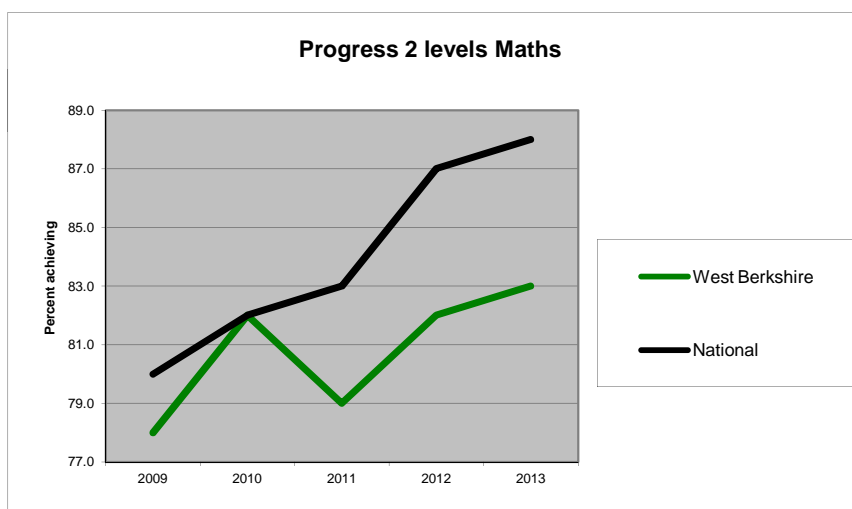
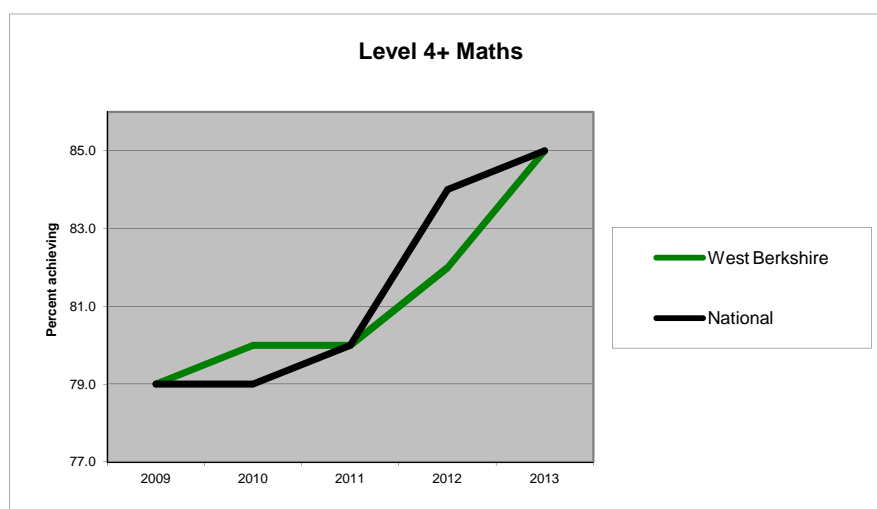
|                       | Level 4+ RWM |      |      |      |             | Quartile 2013 | Level 4+ GPS |      |      |      |             | Quartile 2013 |
|-----------------------|--------------|------|------|------|-------------|---------------|--------------|------|------|------|-------------|---------------|
|                       | 2009         | 2010 | 2011 | 2012 | 2013        |               | 2009         | 2010 | 2011 | 2012 | 2013        |               |
| <b>West Berkshire</b> |              |      |      | 74.0 | <b>77.0</b> | <b>B</b>      |              |      |      |      | <b>75.0</b> | <b>B</b>      |
| <b>National</b>       |              |      |      | 75.0 | <b>76.0</b> |               |              |      |      |      | <b>74.0</b> |               |



|                       | Level 4+ Reading |      |      |      |             | Quartile 2013 | Progress 2 levels Reading |      |      |             |             | Quartile 2013 |
|-----------------------|------------------|------|------|------|-------------|---------------|---------------------------|------|------|-------------|-------------|---------------|
|                       | 2009             | 2010 | 2011 | 2012 | 2013        |               | 2009                      | 2010 | 2011 | 2012        | 2013        |               |
| <b>West Berkshire</b> | 87.5             | 85.0 | 85.0 | 87.0 | <b>88.0</b> | <b>B</b>      |                           |      |      | 88.0        | <b>87.0</b> | <b>D</b>      |
| <b>National</b>       | 85.8             | 83.0 | 84.0 | 87.0 | <b>86.0</b> |               |                           |      | 90.0 | <b>88.0</b> |             |               |



|                       | Level 4+ Writing |      |      |      |             | Quartile 2013 | Progress 2 levels Writing |      |      |             |             | Quartile 2013 |
|-----------------------|------------------|------|------|------|-------------|---------------|---------------------------|------|------|-------------|-------------|---------------|
|                       | 2009             | 2010 | 2011 | 2012 | 2013        |               | 2009                      | 2010 | 2011 | 2012        | 2013        |               |
| <b>West Berkshire</b> | 70.1             | 75.0 | 76.0 | 82.0 | <b>85.0</b> | <b>B</b>      |                           |      |      | 90.0        | <b>92.0</b> | <b>C</b>      |
| <b>National</b>       | 67.7             | 71.0 | 75.0 | 81.0 | <b>83.0</b> |               |                           |      | 90.0 | <b>91.0</b> |             |               |



|                       | Level 4+ Maths |      |      |      |             | Quartile 2013 | Progress 2 levels Maths |      |      |      |             | Quartile 2013 |
|-----------------------|----------------|------|------|------|-------------|---------------|-------------------------|------|------|------|-------------|---------------|
|                       | 2009           | 2010 | 2011 | 2012 | 2013        |               | 2009                    | 2010 | 2011 | 2012 | 2013        |               |
| <b>West Berkshire</b> | 79.0           | 80.0 | 80.0 | 82.0 | <b>85.0</b> | <b>C</b>      | 78.0                    | 82.0 | 79.0 | 82.0 | <b>83.0</b> | <b>D</b>      |
| <b>National</b>       | 79.0           | 79.0 | 80.0 | 84.0 | <b>85.0</b> |               | 80.0                    | 82.0 | 83.0 | 87.0 | <b>88.0</b> |               |